

*Sankeien Garden, a garden
presenting scenic beauty
A garden where you will meet
the elegance of four seasons
and historic charm*

From JR Negishi Station:

At Bus Stop No.1, take any one of the municipal buses labeled Route No.58.99 or 101. Get off at Honmoku (10 minutes' ride), and then walk to the Garden (10 minutes).

From the East Exit of Yokohama Station:

At Bus Stop No.2, take either municipal bus labeled Route No. 8, or 148. Get off at Sankeien Iriguchi (35 minutes' ride), and then walk to the Garden (5 minutes).

At Bus Stop No.2, take Burari-Sankeien Bus. Get off at Sankeien(45 minutes' ride).

※ Operates only on Saturdays and holidays.

Admission Fee

Adults ¥700

Children ¥200

Group discounts (10 or more people)

Adults ¥600

Children ¥100

Hours

9:00~17:00 (entry~16:30)

Regular Holidays

December 29・30・31

Sankeien Garden

58-1, Honmoku-sannotani, Naka-ku, Yokohama City TEL.045-621-0634・5 FAX.045-621-6343
<https://www.sankeien.or.jp>

YOKOHAMA

— VISITORS —

GUIDE



Yokohama Convention & Visitors Bureau

Sangyo-Boeki Center 1F 2 Yamashita-cho,
Naka-ku Yokohama 231-0023, Japan

www.yokohamajapan.com

TEL.045-221-2111

[Tourist Information Center]

● Sakuragicho Station

TEL.045-211-0111

● Yokohama Station

TEL.045-441-7300

● Shin Yokohama Station

TEL.045-473-2895



Published:1 April, 2019

Welcome to Yokohama!

Tourist spots are gathered in the center of the harbor area.
You can travel between them on foot in about 10 minutes.


Index Map

Contents

Index Map	2-3
Access Guide	4-5
Burari Sightseeing SAN Route	6-7
What to eat in Yokohama	8-9
Experiences unique to Yokohama	10-11
Good value transportation ticket/ Convenient transportation/Cruise/Houseboat ...	12-13
■ Minato Mirai 21 Area	14-16
■ Kannai/Isezakicho Area	17-18
■ Noge area	19
■ Yamashita Park Area	20-21
■ Chinatown area	22-23
■ Motomachi/Yamate Area	24-26
■ Yokohama Station Area	27
■ Shin-Yokohama Station Area	28
■ Honmoku/Negishi Area	29
■ Kanazawa-hakkei Area	30
■ Suburban Area	31-32
Yokohama nightspots	33
Tourist Information Center/Travel Info Spots	34-35
Yokohama Goods 001	36

*This information is current as of December 2018.

*Entrance fees, shop holidays, and other details are subject to change.



YOKOHAMA Visitors Map

The Yokohama Visitor's Map which has a detailed map is also available.
Please also use this when sightseeing Yokohama.

You can view the map on a smartphone or tablet!

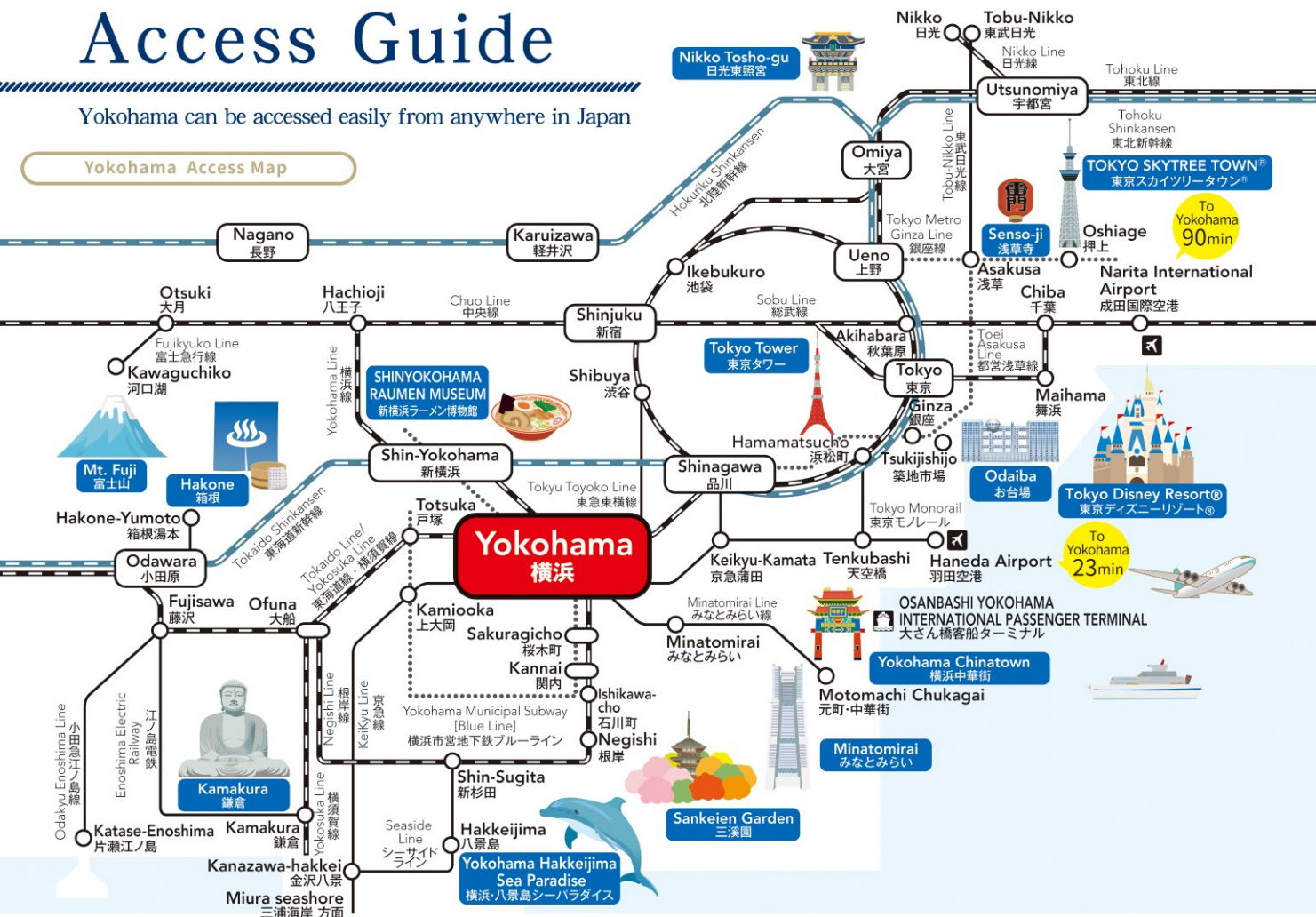
You can view the Yokohama Visitor's Map on a smartphone or tablet using the Avenza Maps app.
You can also find your current location and use the app as a tool to record your route.



Access Guide

Yokohama can be accessed easily from anywhere in Japan

Yokohama Access Map



Access to Yokohama

Narita International Airport	Narita Express 90 min.	JR Shonan-Shinjuku Line 32 min.	Shinjuku Sta.
	Limousine bus Approx. 90 min.		
Haneda Airport	Keikyu Line Airport Express 23 min.	Keikyu Line/Toei Asakusa Line, Tobu Line 3 hours 15 min.	Nikko Sta.
	Limousine bus 30 min.	JR Tokaido Line/Ueno-Tokyo Line, Nikko Line 3 hours 10 min.	
Tokyo Sta.	JR Tokaido Line/Ueno-Tokyo Line 25 min.	JR Tokaido Line/Ueno-Tokyo Line, Hakone Tozan Railway 90 min.	Hakone-Yumoto Sta.
		JR Yokosuka Line 30 min.	Kamakura Sta.
Asakusa Sta.	Keikyu Line/Toei Asakusa Line 40 min.	JR Yokohama Line, Chuo Line, Fujikyu Line 2 hours 30 min.	Kawaguchiko Sta.

Yokohama Station

Access by airplane and Shinkansen train



Access by bus

Limousine bus
From Narita Airport
 90 min. (¥3,600)
From Haneda Airport
 30 min. (¥580)

Tourist bus perfect for city sightseeing

Fares ●Per ride: Adults Cash ¥220/IC card ¥216 | Children Cash ¥110/IC card ¥108

Akai Kutsu

Explore the main tourist spots on the retro-styled bus

M ROUTE
Operates daily
Approx. 37 min. for a round trip

C ROUTE
Operates daily
Approx. 65 min. for a round trip

Departs from Platform 4, Sakuragicho Sta.
*The terminus for both the Minato Mirai Route (M Route) and Chinatown/Motomachi Route (C Route) is Sakuragicho Station.

* Information for bus and other transportation stops is current as of November, 2018.



Burari-Sankeien BUS

Visit Sankeien Garden, a Japanese garden that is the pride of Yokohama

S ROUTE
Operates only on Saturdays and holidays
Approx. 45 min. one-way
Departs from Platform 2, Yokohama Sta./Departs from Platform 2, Sakuragicho Sta.



Burari-Akarenga BUS

To the Red Brick Warehouse, a symbol of Yokohama

A ROUTE
Operates only on Saturdays and holidays
Approx. 16 min. one-way
Departs from Platform 1, Yokohama Sta.



Burari-Nogeyama-dobutsuen BUS

To a rare free-to-enter zoo

N ROUTE
[Bus9]
Operates daily
Approx. 20 min. one-way
Departs from Platform 4, Yokohama Sta./Departs from Platform 6, Sakuragicho Sta.



*The bus does not stop at the Anpanman Museum Iriguchi bus stop on weekdays.
*Ipponmatsu-shogakko-mae and Nishitobe-itchome are outside the designated area of the Minato Burari Ticket.
If you take a ride outside the designated area, you must pay a separate fare.
*Ordinary buses may operate in addition to the buses shown in this pamphlet.
* Information for bus and other transportation stops is current as of November, 2018.

The Minato Burari Ticket is valid up to this stop

Use the ticket wisely to fully enjoy Yokohama.
Minato Burari Ticket Wide, which extends the usable area to Shin-yokohama, is also available for ¥550.



Ride all day in the Yokohama Bay area with the Minato Burari Ticket

Adults: ¥500; children: ¥250

● Sold at: Municipal subway stations (only in the applicable zones), on some municipal buses that operate in the applicable zones, Sakuragicho Sta. and Yokohama Sta. Tourist Information Centers, and travel agencies (must be exchanged at subway stations)

Three wrapped buses for which you can see the destination at a glance were launched in 2016 on the Burari Sightseeing SAN Route! They all depart from the east exit of Yokohama Station and stop at major tourist spots on the way to their final destinations of Sankeien Garden, Yokohama Red Brick Warehouse, and Nogeyama Zoo. If you buy a Minato Burari Ticket, you can ride as many times as you want in the Burari Sightseeing SAN Route area, the Akai Kutsu and city buses, and municipal subways. Please take advantage of this ticket when sightseeing.

Recommended weekend and national holiday sightseeing plan when using the Minato Burari

Benefit of the Minato Burari Part 1

The total bus fare for all three recommended courses is ¥880 (Adults: ¥220 cash x four rides) if you use the Minato Burari Ticket (which is ¥500), you save ¥380!

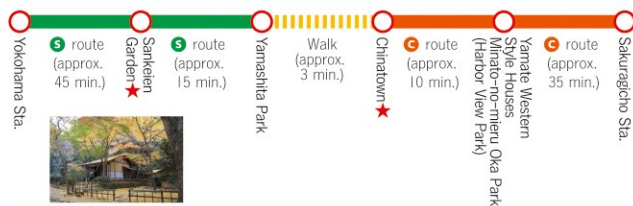
Benefit of the Minato Burari Part 2

Not only that, but if you show this ticket, you can get discounts and other privileges at the facilities marked with ★
For example, admission to the observatory on the 69th floor of Landmark Tower is discounted from ¥1,000 to ¥700, saving you ¥300!

Leisurely see the bay area with your special someone



Leisurely experience Yokohama's Japanese and exotic sensations



Leisurely travel as a family, your kids will love it



What to eat in Yokohama

As Yokohama has served as a gateway to the outside world, it is the birthplace of many Japanese dishes.

There is a diverse range of cuisines available in Yokohama.



Napolitan

Napolitan, The CAFE in the Hotel New Grand

This dish is said to have been created by the general chef of the Hotel New Grand in Yokohama. You can try the flavor of Napolitan that started in Yokohama and spread to the rest of Japan in the restaurant called, "The CAFE".



Sanmamen

This ramen dish was created by the successor to the founder of the well-established Chinese restaurant, Gyokusentei. Sanma in Chinese means "raw vegetables". The noodles are covered in stir-fried vegetables, like bean sprouts and cabbage, in a thickened sauce.

Janomeya's "Gyunabe Rosu (Loin)"

Gyunabe (beef hotpot)

A flavor from when Japan westernized during the Meiji period! "Gyunabe," originated in Yokohama, is a dish in which meat and vegetables are placed into a pot and is simmered until the ingredients are cooked. "Ohtanawanoren," "Araiya," and "Janomeya" are well-established restaurants that are famous for gyunabe.



Beer

The brewery that William Copeland started in 1870 in Yokohama was the first brewery in Japan and has continued to produce beer ever since. Now known as Kirin Beer, the company has drawn on this history. There are also many establishments in Yokohama at which you can enjoy craft beer.



Eggs'n Things Yokohama Yamashita Park Restaurant
"Strawberry, whipped cream, and macadamia nuts"

Pancakes

Yokohama has a multitude of pancake restaurants, from famous overseas restaurants to pancake specialty restaurants beloved by local residents. You're bound to find one you'll like!



"England" is a traditional bread that the bakery Uchiki Pan has been baking ever since it was established.



Bread

Yokohama has long accepted Western culture and is a battle ground for bakeries. There are numerous attractive bakeries in Yokohama, from stylish bakeries that bake fancy breads to bakeries that bake traditional breads.



Enjoy experiences unique to Yokohama



CUPNOODLES MUSEUM YOKOHAMA

At the CUPNOODLES MUSEUM, you can make an original "cup noodle" that is a one-of-a-kind!

For details, see p.16.



Ride the amphibious bus, Sky Duck, and experience Yokohama both on land and water! When the Sky Duck hits the water, it sprays a sheet of water, which you'll never forget!



● Adults ¥3,500; Children ¥1,700
(Time required: Approx. 60 min.)

☎03-3215-0008

● 9:30 a.m. - 3:30 p.m.

(You can make reservations on the internet)

*For details, check their website.

<http://www.skybus.jp/>

Experience a local professional sports team!

Nissan Stadium, home ground of the local professional soccer team, Yokohama F. Marinos, was the site of the 2002 World Cup™ final. Top teams also train at the adjacent Nissan Field Kozukue. You have a chance to see star players up close!



*For fixtures, check their website.

<http://www.f-marinos.com/schedule/team/topteam>

☎045-285-0677 ✉info@marinos.co.jp

Yokohama F. Marinos

Yokohama DeNA BayStars



DREAM GATE CATCHBALL

You can play catch early in the morning on the outfield at Yokohama Stadium on days when the BayStars have a night game. You can experience what it's like to be a professional player!

● Free ● At Yokohama Stadium on days

night games are held 7:00 a.m. - 8:30 a.m.

*Glove and ball rental available (numbers limited)

*For details, check the Yokohama BayStars

<http://www.baystars.co.jp>

Kirin Brewery Yokohama Plant Tour



You can fully experience the specialized process to make, and the secret behind the deliciousness of Kirin Ichiban Shibori beer. This tour lets you soak up the attraction of beer.

● Free ● Every day when the plant is open. Tours start on the hour from 10:00 a.m. to 4:00 p.m. (Time required: Approx. 80 min., including tasting time) *There are times when reservations cannot be accepted. *Please assemble 10 minutes before the tour starts at the tour reception.

● Mondays (next business day when Monday is a national holiday); year-end and New Year holidays; special holidays

"Max. tour number: 35 Reservations/inquiries: ☎045-503-8250/10:00 a.m. - 5:00 p.m. (excluding closed days)"

● 10-min. walk from Namamugi Station

Traditional Japanese Clothing

Try Yokohama's "Haikara Style!"

"Haikara style" has a great mixture of Japanese kimono and western fashion. It's fun wearing hakama (kimono) and strolling around Yokohama's historic and authentic places.

Traditional Japanese Clothing Rental Stores

Yokohama High Color Kimono Station

● To rent, kimonos cost a flat-fee of ¥5,500, and hakama start from ¥9,000

● 10:00 a.m. - 6:00 p.m. ☎045-663-8108 *Reservations required;

● 3-min. walk from Nihon-odori Station

Hakubi Kyoto Kimono School, Yokohama

● To rent, kimonos cost a flat-fee of ¥5,500, and hakama start from ¥9,000

● 10:00 a.m. - 6:00 p.m. ☎0120-032-999 *Reservations required;

● 3-min. walk from Yokohama Station



Yokohama Hakeijima Sea Paradise



You can interact and take pictures with the animals at the Fureai Lagoon aquarium. For details, see p.30.

Enjoy sightseeing with good value transportation

Yokohama-Minatomirai Pass (JR East)

The Yokohama-Minatomirai Pass allows unlimited rides all day on the Keihin-Tohoku and Negishi Lines between Yokohama and Shin-Sugita Stations.

♣ Adults: ¥520; children: ¥260

● Where to purchase: Any station on the JR East Japan Keihin-Tohoku and Negishi Lines between Yokohama and Shin-Sugita Stations View Plaza at Yokohama Station and Yokohama City-affiliated sales centers

Minatomirai Line One Day Ticket (Minatomirai Line)

The Minatomirai Line One Day Ticket allows unlimited rides all day on the Minatomirai Line between Yokohama and Motomachi-Chukagai Stations.

♣ Adults: ¥460; children: ¥230

● Where to purchase: Vending machines at any station on the Minatomirai Line

Cruise Yokohama on convenient vehicles



Rickshaw

A route can be arranged in accordance with your request. The veteran rickshaw driver will also be your sightseeing guide!

Where to ride: Kaseiro Shinkan (Yokohama Chinatown)

☎045-622-8146 (Yokohama Omotenashiya)



Cyclopolitan

Environmentally friendly bicycle taxi

Where to ride: Red Brick Warehouse Front entrance, Yamashita Park Central entrance, Chinatown "Yokohama Daiseikai-mae"

☎045-228-3380 (Cyclopolitan Yokohama)



Water Bus

Sea Bass

The water bus connects the east exit of Yokohama Station, Minato Mirai, the Red Brick Warehouse, and Yamashita Park

Where to ride: 2F Yokohama Bay Quarter, Pukari Pier, Red Brick Warehouse Pier, and Yamashita Park

♣ Adults: ¥350 ~ ¥700 (varies depending on the area) ☎045-671-7719 (THE PORT SERVICE)

Cruises and houseboats to enjoy the sea around Yokohama

Cruise



Royal Wing

Two-hour cruise to enjoy authentic Chinese dishes and Yokohama Port

☎045-662-6125 (Royal Wing)



Yokohama Night Views Fantastic Cafe Ship

Cruise power spots that are said to make you happy

☎045-290-8377 (Reserved Cruise)



Marine Rouge

Restaurant ship to enjoy French cuisine while admiring the Yokohama day or night scenery

☎045-671-7719 (THE PORT SERVICE)



Factory night scenery jungle cruise

Cruise to enjoy the night scenery of the Keihin factory zone from the canals

☎045-290-8377 (Reserved Cruise)



Marine Shuttle

This boat is in the style of a southern European café. Various courses and event cruises are available for 40 and 60 minutes for you to enjoy

☎045-671-7719 (THE PORT SERVICE)



Yokohama Cruise

Cruise to enjoy the dynamics of gantry cranes, huge ships and buildings, and experience the scenery of 1854 using AR

☎045-290-8377 (Reserved Cruise)



Yokohama Paradise

You can enjoy cruising with the delights of the Yokohama night scenery and cocktails at the on-ship bar

☎045-263-9360 (Marine Tourist)



Yokohama Harbor Cruise

A one hour cruise to enjoy Osanbashi, Yamashita Park, the Bay Bridge, and the Minato Mirai area

☎045-201-0821 (Keihin Ferry Boat)

Houseboat

Suzuyoshi

Masayoshi-maru

Tsukimaru

Hamakaze

Hamashin

☎045-231-1600

☎045-441-4297

☎045-263-6361

☎045-212-5773

☎045-781-7377



Rent-a-cycle

Yokohama Community Cycle (Bay Bike)

Many places from where you can rent and return bicycles in central Yokohama

♣ 30-minute repeat pass (one day ticket) ¥1,500 yen *Usable until 10:00 p.m.

☎0120-116-819 ☒ Tuesdays

Yokohama Cycle Cruising

Rent stylish and sporty bicycles

♣ ¥1500 for 3 hours, ¥2,300 per day ☎045-663-6263 ☒ Tuesdays and Wednesdays

BICY Yokohama

City Cycle (reservations are required for children's bicycles)

♣ ¥1,000/day (¥500/day for children's bicycles) ☎045-332-1315

Panoren

All bicycles have electric assist. You can easily cruise around Yokohama's steep roads!

♣ ¥540 per hour, ¥1,620 per day, drop-off available for ¥540 ☎045-651-4187

Cycle Travelation

Cycling tour with a guide *Reservations available!

♣ ¥1,500 for half a day, ¥2,000 for one day (fares for cross bicycles vary depending on the model)

☎045-550-4993 ☒ Mondays (except for holidays)

Minato Mirai 21 features modern, cosmopolitan attractions

Minato Mirai 21 Area



1 The Yokohama Landmark Tower

☎045-222-5015

☎045-222-5030 (Sky Garden)

Standing 296 meters tall, this 70-story high-rise building is a symbolic Yokohama landmark. It is directly connected with Landmark Plaza. The night view from the Sky Garden on the observation floor on the 69th floor is a must see.

Thoroughly enjoy art!



Photograph: Yasuyuki Kasagi

2 YOKOHAMA MUSEUM OF ART

☎045-221-0300

DATA ▼ <<Sky Garden>> Adults:¥1,000; over 65 and high school students:¥800; elementary school and junior high school students:¥500; children (over 4):¥200

▲ 10:00-21:00 (open until 10:00 p.m. on Saturdays and specified days; admission allowed up to 30 minutes before closing) × Open every day, year-round ▲ 3-min. walk from Minatomirai Station Approx. 5-min. walk from Sakuragicho Station (using the moving walkway)



The night view from the observatory at a height of 296 meters above the ground is spectacular!

3 Yokohama Cosmoworld

☎045-641-6591

This amusement park is symbolized by its giant Ferris wheel, which has a height of 112.5 meters, a capacity of 480 people, and a built-in clock. Rides such as a roller coaster and a splash ride are also available.

DATA ▼ Free admission (extra fee for each attraction)
▲ Weekdays: 11:00-21:00; Saturdays, Sundays, and holidays: 11:00-22:00 (subject to change according to the season) × Thursdays (except for holidays and the high season) ▲ 2-min. walk from Minatomirai Station 10 min. walk from Sakuragicho Station



4 Sail Training Ship NIPPON MARU/ Yokohama Port Museum

☎045-221-0280

The Nippon Maru is a sailing ship, used for training, that was built in 1930. Its interior is open to visitors. Exhibits at the Yokohama Port Museum on the history and role of Port of Yokohama. Inside the building, you will find the Yanagihara Ryohei Art Museum and a realistic ship simulator. Additionally, the Sail Training Ship Nippon Maru was designated as an important cultural property of Japan in September 2017.

DATA ▼ Adults: ¥600; elementary school students, junior high school students, high school students: ¥300 (¥100 on every Saturday)
▲ 10:00-17:00 (subject to change according to the season)
× Mondays (or next day if Monday is a holiday), year-end holidays, and other temporary closings *The Nippon Maru will be closed in winter of 2019 for comprehensive refurbishment. ▲ 5-min. walk from Sakuragicho Station, Minatomirai Station, or Bashamichi Station

5 PACIFICO Yokohama

☎045-221-2155

6 Yokohama Minatomirai Manyo Club

☎0570-07-4126

This is a hot spring facility brimming with Japanese atmosphere. The water is brought in every day from the famous Yugawara and Atami hot springs. Enjoy authentic hot springs facilities.

DATA ▼ Adults (junior high school and older): ¥2,700 + ¥100 bathing tax; children (elementary school students): ¥1,512; children (age 3 up to elementary school age): ¥1,015; children under 3: free; extra fee after 3:00 ▲ Open 24 hours × Open everyday ▲ 5-min. walk from Minatomirai Station

8 Queen's Square YOKOHAMA

☎045-682-1000

9 Japan Coast Guard Museum YOKOHAMA

☎045-662-1185

The hull and other items recovered from a covert operations vessel involved in an incident off the southwest coast of Kyushu are displayed to convey to the general public the importance of maritime defense.

DATA ▼ Free admission ▲ 10:00-16:30 (entrance closes); Building closes at 17:00 × Mondays (the next business day if Monday is a national holiday), year-end and New Year Holidays ▲ 8-min. walk from Bashamichi Station or Nihon-odori Station

10 MARINE & WALK YOKOHAMA

☎045-680-6101



7 Aka-Renga Soko(YOKOHAMA RED BRICK WAREHOUSE)

☎045-211-1515 (Bldg.1)/045-227-2002 (Bldg.2)

These brick buildings from the Meiji and Taisho Periods are popular spots. Building 1 has a hall and a multi-purpose space, and Building 2 has approximately 50 establishments such as concert venues, restaurants, and stores. The surrounding park is spacious and has many trees, making it a nice place to relax.

DATA ▲ Business hours vary for each restaurant and store
▲ 6-min. walk from Bashamichi Station or Nihon-odori Station, or a 15-min. walk from Sakuragicho Station or Kannai Station

The view from the balcony seats is amazing!



Minato Mirai 21	Kannai Isezakicho	Noge	Yamashita Park	Chinatown	Motomachi Yamate	Yokohama Station	Shin-Yokohama Station	Honmoku/Negishi	Kanazawa hakkei	Suburban
-----------------	-------------------	------	----------------	-----------	------------------	------------------	-----------------------	-----------------	-----------------	----------

11 CUPNOODLES MUSEUM YOKOHAMA

☎045-345-0918 🏠 📺 📶

A food education and experience-based museum to experience the creative thinking of Monofuku Ando, the founder of Nissin Foods, a food culture innovator, through various exhibits. Ando invented "Chicken Ramen," the world's first instant ramen.

DATA ▼ Adults: ¥500; Under high school students: Admission free
 ▲ 10:00-18:00 (admission until 17:00) × Tuesdays (or next day if Tuesday is a holiday), year-end and New Year holidays ■ 8-min. walk from Bashamichi Station or Minatomirai Station *A separate fee will be incurred for attractions



12 Yokohama Anpanman Children's Museum & Mall

☎045-227-8855 🏠 📺 📶

This interactive, hands-on museum lets children fulfill their dreams of entering the world of Anpanman.

DATA ▼ Children over 1:¥1,500 (elementary school students or younger will receive a commemorative gift) *Admission to the shopping mall is free. ▲ 10:00 a.m. - 6:00 p.m. (admission until 5:00 p.m.) mall open until 7:00 p.m. × January 1, temporary closings ■ 7-min. walk from Shin-takashima Station or Takashimacho Station *Scheduled to relocate to Minato Mirai Block 61 after the last business day in May, 2019



©Takashi Yanase/Froebel-Kan • TMS • NTV

13 HARA Model Railway Museum

☎045-640-6699 🏠 📺 📶

This museum displays and operates the extensive collection of model trains built and amassed by Nobutaro Hara, which is said to be the largest in the world. The centerpiece of the museum is the world's largest railway diorama.

DATA ▼ Adults: ¥1,000; junior high school and high school students: ¥700; children (over 4): ¥500
 ▲ 10:00-17:00 (entrance closes at 16:30) × Every Tuesday (or next day if Tuesday is a holiday), year-end and New Year holidays ■ 5-min. walk from Yokohama Station 2-min. walk from Shin-takashima Station



14 UNIQLO MARK IS MINATOMIRAI

☎045-650-6521 🏠

15 MARK IS minatomirai

☎045-224-0650 🏠 📺 📶

16 YOKOHAMA WORLD PORTERS

☎045-222-2000 🏠 📺 📶 🏠 📺 📶

17 Orbi Yokohama

☎045-319-6543 🏠 📺

An interactive, indoor facility connected directly to Minatomirai Station.

DATA ▼ Passports(Adults: ¥2,200; junior high school and high school students: ¥1,800; elementary school students: ¥1,500; children 4-5: ¥1,200; over 60: ¥700) *children under 3: free, etc. ▲ 9:00 a.m. - 9:00 p.m. Mondays to Thursdays (admission until 8:00 p.m.); 9:00 a.m. - 10:00 p.m. Fridays to Sundays (admission until 9:00 p.m.) ■ Directly accessible from the ticket gates of Minatomirai Station 8-min. walk from Sakuragicho Station, MARK IS minatomirai, 5F



18 Mitsubishi Minatomirai Industrial Museum

☎045-200-7351 🏠 📺 📶

Visitors can have fun learning about cutting-edge science and technology at this hands-on museum. Exhibits include an actual rocket engine and a model of a deep-sea survey ship. You can also try to operate a MRJ jet airliner simulator.

DATA ▼ Adults: ¥500; junior high school and high school students: ¥300; elementary school students: ¥200 ▲ 10:00-17:00 (admission until 16:30) *Varies according to the season
 × Tuesdays (Wednesday if Tuesday is a national holiday), year-end and New Year holidays, and other scheduled closure days *Varies according to the season ■ 3-min. walk from Minatomirai Station



19 Japanese Overseas Migration Museum

☎045-663-3257 🏠 📺 📶

This museum conveys the history of Japanese overseas migration and the current status of Japanese immigrants and their descendants through artifacts materials, documents, photographs, and videos.

DATA ▼ Free admission ▲ 10:00-18:00 (admission until 17:30) × Mondays (Tuesday if Monday is a national holiday) and year-end and New Year holidays ■ 8-min. walk from Exit #4 of Bashamichi Station 15-min. walk from Sakuragicho Station

20 Colette • Mare

☎045-222-6500 🏠 📺 📶

A photogenic area, popular as a shooting location for movies and TV shows

Kannai/Isezakicho Area



21 Kanagawa Prefectural Museum of Cultural History

☎045-201-0926 🏠

Exhibits the culture and history of Kanagawa. The building is an important cultural property, and admission to the first floor gallery is free.

DATA ▼ Adults: ¥300; under 20 and university students: ¥200; high school students and over 65: ¥100 (special rate when special exhibits are being held)
 ▲ 9:30-17:00 (entrance closes at 16:30)
 × Mondays (except for holidays), year-end and New Years, and other temporary closings
 ■ 1-min. walk from Bashamichi Station

22 Newspaper (The Japan Newspaper Museum)

☎045-661-2040 🏠 📺 📶

Introduces the history of newspapers, and the role newspapers and journalism plays in the information society. Visitors can experience making an original newspaper.



DATA ▼ Adults: ¥400; university students: ¥300; high school students: ¥200; Under junior high school students: free
 ▲ 10:00-17:00 (admission until 16:30)
 × Monday (or next day if Monday is a holiday)
 ■ Directly connected to Nihon-odori Station (#3 Yokohama Media and Communications Center Exit), or a 10-min. walk from Kannai Station Located in the Yokohama Media and Communications Center

25 Broadcast Library

☎045-222-2828 🏠 📺

Approximately 30,000 archived radio and television programs (including commercials) aired by NHK and private stations are available, free of charge, for perusal. The library also has an interactive exhibition section, and holds various events and exhibitions.

DATA ▼ Free ▲ 10:00-17:00 × Mondays (or next day if Monday is a holiday) ■ Access is the same as for the Japan Newspaper Museum Located in the Yokohama Media and Communications Center

23 Museum of Yokohama Urban History

☎045-663-2424 🏠

Focusing on the pre-World War II period in which the roots of present-day Yokohama were formed, the museum is divided into three zones covering the city's development: "City Formation," "City Life," and "Yokohama Culture."

DATA ▼ Adults: ¥200; elementary/junior high school students: ¥100 (Event exhibitions cost extra)
 ▲ 9:30-17:00 × Mondays (or next day if Monday is a holiday) ■ Just outside Exit #3 of Nihon-odori Station



"King's Tower" "Queen's Tower" and "Jack's Tower,"

(Kanagawa Prefectural Government Main Building, Yokohama Customs, and Yokohama City Port Opening Memorial Hall)



These stately and unique buildings are affectionately nicknamed "King", "Queen" and "Jack".



Left : King Center : Queen Right : Jack

29 Yokohama Stadium

☎045-661-1251

**30 Miyoshi Engeijo**

☎045-231-7633

In addition to plays, this theater also offers rakugo, rōkyoku, and popular song performances. It seats 185.

DATA ▼ Admission varies for each show.
 ▲ Daytime shows: 13:00-16:00
 Evening shows: 18:00-21:00
 ■ 10-min. walk from Bandobashi Station

**31 Yokohama Customs Museum**

☎045-212-6053

Exhibits explain the history and role of Yokohama Customs past, smuggling incidents that have been exposed, information on fake brand name goods, and more.

DATA ▼ Free admission ▲ 10:00-16:00
 (May-September: 10:00-17:00) × Year-end and New Year holidays, inspection and maintenance days
 ■ 3-min. walk from Nihon-odori Station

28

**32 NYK MARITIME MUSEUM**

☎045-211-1923

This museum is located on the remodeled first floor of the Yokohama Yusen Building, which is a historic structure on Kaigan-dori. The permanent exhibits make use of impressive model ships, video and audio, and are a must-see.

DATA ▼ Adults and university students: ¥400; over 65, junior high school students, and high school students: ¥250; elementary school students and younger: free ▲ 10:00-17:00 (admission until 16:30) × Mondays (or next day if Monday is a holiday), year-end and New Year holidays, other temporary closings ■ 2-min. walk from Bashamichi Station

**33 Yokohama Archives of History**

☎045-201-2100

This museum displays documents related to the history of Yokohama, from the late Edo Period and opening of the port until the beginning of the Showa Period. In addition to permanent exhibits, special exhibits are held four times a year. The older building served as the British Consulate-General until 1972.

DATA ▼ Adults: ¥200; elementary and junior high school students: ¥100 ▲ 9:30-17:00 (Admission until 16:30)
 × Mondays (or next day if Monday is a holiday), year-end and New Year holidays, others
 ■ 2-min. walk from Nihon-odori Station, 15-min. walk from Kannai Station

**34 Yokohama-Naritasan**

☎045-231-4935

This is a branch temple of Daihonzan Naritasan and its official name is Naritasan Enmei-in. Well-known as Noge-yama Fudōson Temple, many people come here to pray as it is said that it is sacred ground where your prayers are answered.

DATA ■ 5 min. walk from Sakuragicho Station

A nostalgic town inhabited by friendly people

Noge Area**35 Noge-yama Zoological Gardens/Noge-yama Park**

☎045-231-1307

This park was built on the site of the villa of a wealthy merchant from the Meiji Period. In the spring it is full of visitors for cherry blossom-viewing parties. The zoo inside the park was opened in 1951. It has approximately 2,500 animals of about 100 species, and is popular with children.

DATA ▼ Free admission
 ▲ 9:30-16:30 (admission until 16:00)
 × Mondays (or next day if Monday is a holiday)
 Open everyday in May and October
 ■ 15-min. walk from Sakuragicho Station
 10-min. walk from Hinodecho Station

Cute animals are waiting to see you!

**36 Iseyama Kotai Shrine**

☎045-241-1122

Built in 1870, this is Yokohama's tutelary deity that, in addition to Ise Shrine, is also home to the Japanese sun goddess, Amaterasu. Revered as the Ise Shrine (Shinto's most sacred shrine) of Kanto, the new main shrine is the old main shrine from Ise Shrine that was reconstructed in 2018.

DATA ▲ 6:00-20:00 ■ 10-min. walk from Sakuragicho Station

37 Yokohama Noh Theater

☎045-263-3055

This theater features the relocated and restored Somei Noh Stage, which was originally built for the Maeda clan (the former lords of the Kaga Domain). The inside of the theater is open for viewing when performances are not being held.

DATA × Irregular holidays ■ 15-min. walk from Sakuragicho Station 20-min. walk from Minatomirai Station 18-min. walk from Hinodecho Station

**38 Yokohama Nigiwai-za**

☎045-231-2525

A theater dedicated to popular entertainment. A wide variety of public performances that change daily are held from the 1st to 15th of every month, including rakugo, manzai, and magic, which anyone, young or old, can enjoy. Contact them directly for details.

DATA ■ 3-min. walk from Sakuragicho Station



Where the sea breeze and Asian skies meet

Yamashita Park Area



view of Minato Mirai
from its outdoor deck

39 NYK HIKAWAMARU

☎045-641-4362

This is a cargo and passenger boat built in 1930, which Charlie Chaplin also travelled on. Moored at Yamashita Park, the boat was designated as an important cultural property in 2016.

DATA ▼ Adults: ¥300; over 65: ¥200; elementary school, junior high school, and high school students: ¥100 ▲ 10:00–17:00 × Mondays
■ 3-minute walk from No. 4 exit of Motomachi-Chukagai Station. 15-minute walk from Ishikawacho (Motomachi-Chukagai) Station or Kannai Station.

40 SILK MUSEUM

☎045-641-0841

Exhibits include the history of silk in Yokohama, the silk manufacturing process, and silk cloth craftwork. You can also experience machine weaving for free and see the raising of silkworms.

DATA ▼ Adults: ¥500; Over 65: ¥300; senior high school and university students: ¥200; elementary school and junior high school students: ¥100 (extra fee for special exhibits) ▲ 9:30–17:00 × Mondays (or next day if Monday is a holiday)
■ 3-min. walk from Nihon-odori Station



41 Yamashita Park

☎045-671-3648
(Staff for parks in central Yokohama)

This park has a romantic view. It also has several monuments, such as the Statue of a Little Girl with Red Shoes On and the Indian Fountain.

DATA ▼ Free admission ■ 3-min. walk from Motomachi-Chukagai Station

42 Yokohama Marine Tower

☎045-664-1100

This tower is 106 meters tall, with a two-floor observation deck. Its 360-degree nighttime panoramic view is a must-see. Free the day before, the day of, and the day after your birthday! *Closed for refurbishment

DATA ▼ Adults: ¥750; junior high school and high school students: ¥500; elementary school students: ¥250; children over 3: ¥200; children under 3: free ▲ 10:00–22:30 (admission until 22:00)
■ 1-min. walk from Motomachi-Chukagai Station



The view from
the observatory
is sensational

The sparkling night
lights are breathtaking!



43 Zou-No-Hana Park/Zou-No-Hana Terrace

☎045-671-2888 (Park)
☎045-661-0602 (Terrace)




Enjoy the port from this open-air plaza. Regular art events are held at the "Zou-No-Hana Terrace" relaxation space next to the café.

DATA ■ 5-min. walk from Nihon-odori Station

44 YOKOHAMA DOLL MUSEUM

☎045-671-9361



This is a museum dedicated to dolls and it has a collection of over 10,000 dolls, including rare dolls and folk dolls, from over 100 countries.

DATA ▼ Adults (high school students and older) ¥400; children (elementary and junior high school students) ¥200 (an additional fee will be charged for special exhibits)
▲ 9:30–17:00 (admission until 16:30) × Every Monday (or next day if Monday is a holiday)
■ 3-min. walk from Motomachi-Chukagai Station

45 Yokohama High Color Kimono Station

☎045-663-8108



*For details, see p.11.

46 Barneys New York

Customer Center Service Hours 11:00 - 20:00
☎0120-137-007

47 OSANBASHI YOKOHAMA INTERNATIONAL PASSENGER TERMINAL

☎045-211-2304



Serving as the gateway to the Port of Yokohama, this terminal has a 2,000m² hall and a 24-hour rooftop plaza.

DATA ▲ Terminal open 9:00–21:30
■ 7-min. walk from Nihon-odori Station



It's like being in a whole different country!

Chinatown Area



Find all 10 gates

48 YOKOHAMA CHINA TOWN



Over 600 shops fill Yokohama's Chinatown, which is the largest in the world. It is dotted with unique gates that were built based on feng shui philosophy.

DATA 1-min. walk from Motomachi-Chukagai Station 5-min. walk from Ishikawacho(Motomachi-Chukagai) Station



49 YOKOHAMA DAISEKAI

☎045-681-5588 🏠 🍷 🍴

This is an eight-floor entertainment facility in Chinatown that has so much to do and experience, including the Yokohama Chocolate Factory and Museum, you can spend all day here.

DATA Admission (Artick Museum): Adults: ¥1,300; junior high and high school students: ¥1,000; children ¥600 (children 3 years old and under are free) *Discounts available for groups and people with disabilities
9:30 ~ 21:30 *May vary by floor and day *Open every day
2-min. walk from the #3 Exit of Motomachi-Chukagai Station 10-min. walk from Ishikawacho(Motomachi-Chukagai) Station



50 YOKOHAMA HAKURANKAN

☎045-640-0081 🏠 🍷 🍴

A themed shopping center on Yokohama's Chukagai-odori Street. You can get souvenirs of Yokohama, authentic Chinese dumplings, freshly-fried Baby Star ramen noodles, and it even has a terrace café with a foot bath.

DATA Free admission *Varies by floor *Open every day *3-min. walk from Motomachi-Chukagai Station



51 YOKOHAMA MASOBYO

☎045-681-0909 🏠 🍷

Ma Zhu was an actual person before being deified as the goddess of the sea. She protects people from the dangers of the sea, natural disasters, epidemics and other misfortunes. Other deities, including of matchmaking, scholarship, children and childbirth, are also enshrined here.

DATA 9:00~19:00 *Open every day *3-min. walk from Motomachi-Chukagai Station



52 YOKOHAMA KANTEIBYO

☎045-226-2636 🏠 🍷

This building is a colorful and magnificent symbol of Chinatown. Its nighttime illumination is beautiful.

DATA Free admission *9:00~19:00 *Open every day *5-min. walk from Motomachi-Chukagai Station

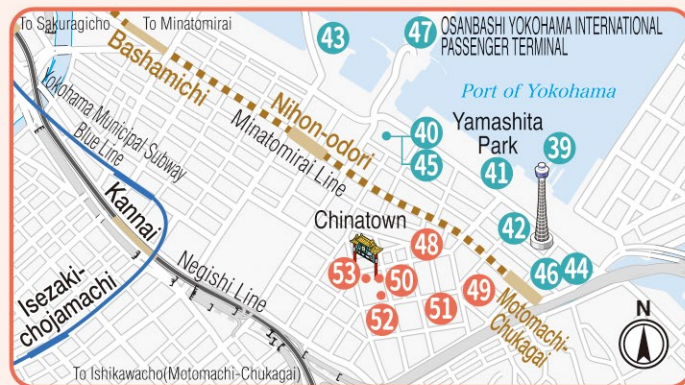



53 Yokohama Omosiro Aquarium/Baby Aquarium

☎045-222-3211 🏠

A fun and unusual aquarium where visitors can laugh while they learn.

DATA Adults ¥1,400; children ¥700 Discounts for groups of 10 or more
Weekdays 10:00 to 18:00 (admission until 17:30); Weekends and national holidays 10:00 to 20:00 (admission until 19:30); Open until 20:00 during spring break, Golden Week, summer break, and winter break *Open every day *5-min. walk from Ishikawacho(Motomachi-Chukagai) Station 8-min. walk from Motomachi-Chukagai Station



Minato Mirai 21 Kannai Isezakicho Noge Yamashita Park Chinatown Motomachi Yamate Yokohama Station Shin-Yokohama Station Honmoku/Negishi Kanazawa hakkei Suburban

The famous birthplace of Hamatora,
and a traditional gathering place for fashionable people

Motomachi/Yamate Area



Yokohama Yamate Western-style Buildings (photograph: The Home of a Diplomat)

Yamate was built as a settlement for foreigners after the opening of Yokohama Port and is dotted with classical Western-style buildings from the Meiji era to the Showa era. Yokohama City has preserved seven of these buildings to give the public an opportunity to experience the past for free.

DATA ♡ Free admission ♡ 9:30-17:00 (viewing hours) × The second or fourth Wednesday of the month (or next day if Wednesday is a holiday), year-end and New Year holidays



54 Motomachi Shopping Street



Developed as a market district where foreign purveyors gathered after the opening of Yokohama Port. The 600 meter-long main street, also popular with local residents, is lined with famous stores that sell high-quality goods. In the back streets you'll find stylish cafes, unique variety stores and well-reviewed restaurants. It's a wonderful place for a stroll. Many people from all over Japan come to the "Charming Sale" events held in February and September.

DATA ♡ 4-min. walk from Ishikawacho (Motomachi-Chukagai) Station
1-min. walk from Motomachi-Chukagai Station



Inside Minato-no-Mieru Oka Park

8-min. walk from Motomachi-Chukagai Station
20-min. walk from the Motomachi Exit of Ishikawacho (Motomachi-Chukagai) Station



55 British House Yokohama

☎045-623-7812 ♡

Built in 1937 as the British Consular Residence. The modern design and substantial beauty convey a sense of imperial British style.

DATA ♡ Fourth Wednesday of the month (or next day if Wednesday is a holiday)



56 Bluff No.111

☎045-623-2957 ♡

A beautiful Spanish-style residence with red tiles and white walls, built in 1926.

DATA ♡ Second Wednesday of the month (or next day if Wednesday is a holiday)

Inside Motomachi Park

8-min. walk from Motomachi-Chukagai Station
15-min. walk from Ishikawacho (Motomachi-Chukagai) Station



57 Bluff No.234

☎045-625-9393 ♡

This building was originally built as apartments for foreigners in 1927 and is one of only a few buildings in existence in Yokohama in this style.

DATA ♡ Fourth Wednesday of the month (or next day if Wednesday is a holiday)



58 Ehrismann Residence

☎045-211-1101 ♡

This is the relocated and rebuilt residence of Mr. Ehrismann, a silk businessman, which was first built in 1926. *Closed from April 1, 2019 to March 31, 2020

DATA ♡ Second Wednesday of the month (or next day if Wednesday is a holiday)



59 Berrick Hall

☎045-663-5685 ♡

Built in 1930 as the residence for Mr. Berrick, a British trader, it was the biggest foreign house in the city before WWII.

DATA ♡ Second Wednesday of the month (or next day if Wednesday is a holiday)



62 Yokohama Foreign General Cemetery

☎045-622-1311 ♡

This is a quiet cemetery with a museum onsite. Approximately 5,000 foreigners from over 40 countries are laid to rest here. (Cemetery grounds are accessible to the public for a small donation on Saturdays, Sundays, and national holidays year-round except for January and August.)

DATA ♡ Free admission to the museum ♡ 10:00-17:00 weekdays and cemetery grounds 10:00-11:50, 16:10-17:00 on Saturdays, Sundays, and national holidays. ♡ Mondays (or next day if Monday is a holiday) ♡ 7-min. walk from Motomachi-Chukagai Station

Inside Yamate Italian Garden

5-min. walk from Ishikawacho (Motomachi-Chukagai) Station
2-min. walk from the Italia-yama-teien-mae bus stop when taking Kanachu bus #11 from Sakuragicho Station



60 The Home of a Diplomat

☎045-662-8819 ♡

Built in 1910 in the American-Victorian style to house Meiji Government diplomat, Uchida Sadatsuchi. Relocated from Shinbaya Ward.

DATA ♡ Fourth Wednesday of the month (or next day if Wednesday is a holiday)



61 Bluff No.18

☎045-662-6318 ♡

Originally built at 45 Yamate Town as a residence for foreigners at the end of the Taisho era, it was later used as a parish house by the Yamate Catholic Church.

DATA ♡ Second Wednesday of the month (or next day if Wednesday is a holiday)

63 The Osaragi Jiro Memorial Museum

☎045-622-5002 🏛️

This is a museum commemorating Yokohama-born author Osaragi Jiro, famous for his novel Kurama Tengu.

DATA ♡ Adults: ¥200; junior high school students and younger: free ♡ 10:00-17:30 (until 17:00 from October through March) ♡ Mondays (or next day if Monday is a holiday), periods for changing exhibits, year-end and New Year holidays ♡ 8-min. walk from Motomachi-Chukagai Station



64 Kanagawa Museum of Modern Literature

☎045-622-6666 🏛️

Introduces authors and their works, displaying manuscripts, correspondence, and other valuable items from authors with ties to Kanagawa Prefecture.

DATA ♡ Varies depending on the exhibit. (Permanent exhibits: Adults: ¥250; under 20/college students: ¥150; Over 65/high school students: ¥100; junior high school students and younger: free.) ♡ 9:30-17:00 ♡ Mondays (excluding holidays), year-end and New Year holidays. Between exhibits ♡ 10-min. walk from the #6 Exit of Motomachi-Chukagai Station



65 Iwasaki Museum

☎045-623-2111 🏛️ 📺 📶

This museum focuses on costumes and attire. The building is modeled after the Western-style Gaiety Theatre from around the time of the opening of Port of Yokohama.

DATA ♡ Adults: ¥300; elementary school and junior high school students: ¥100 ♡ 9:40-18:00 ♡ Mondays (or next day if Monday is a holiday) ♡ 3-min. walk from Motomachi-Chukagai Station



66 Minato-no-mieru Oka Park

☎045-671-3648 🌳 🌳 🌳
(Staff for parks in central Yokohama)

This park offers a fantastic view of Port of the of Yokohama and Yokohama Bay Bridge. The rose gardens are best viewed in spring and autumn.

DATA ♡ Free admission (The France-Yama district may be closed at night.) ♡ 5-min. walk from Motomachi-Chukagai Station



67 Yamate Museum

☎045-622-1188 🏛️

This is a western-style wooden building that was built in 1909.

DATA ♡ Adults: ¥210 (free admission for over 65); students: ¥160 ♡ 11:00-16:00 ♡ Mondays (or next day if Monday is a holiday) ♡ 7-min. walk from the #6 Exit of Motomachi-Chukagai Station



68 Yokohama Tinplate Toy Museum

☎045-621-8710 🏛️

This museum displays tin toys collected by Teruhisa Kitahara. There are also Christmas toys that can be purchased year round.

DATA ♡ Adults: ¥200; elementary school and junior high school students: ¥100 ♡ Weekdays 9:30-18:00 ♡ Weekends and holidays: 9:30-19:00 ♡ Open every day ♡ 5-min. walk from the #6 Exit of Motomachi-Chukagai Station



69 HOME'S Shinyamashita Shop

☎045-628-6200 🏠

A hub of Yokohama sightseeing with wide-ranging shopping facilities

Yokohama Station Area



A grand terminal with multiple train lines!

70 Yokohama Bay Quarter

☎045-577-8123 🏠 📺 📶 🌟

71 Yokohama English Garden

☎045-326-3670 🌳 🌳 🌳

With 1,800 kinds and more than 2,000 stocks of roses, the Yokohama English Garden plants flowers and trees that match Yokohama's climate and nurtures the natural scenery over many years from budding in the spring to wilting in the fall. The garden also grows many kinds of perpetual roses to delight visitors from spring to fall.

DATA ♡ Admission: Adults: ¥500 to ¥1,200 (Changes according to the season; for details, contact the garden) ♡ 10:00 a.m. - 6:00 p.m. (Final admission is 17:30; closes at sunset in winter, closes at sunset in winter) ♡ Year-end and New Year holidays ♡ 10-min. walk from Hirunumabashi Station, free shuttle bus available from the West Exit of Yokohama Station (Shuttle buses do not run on Wednesdays unless it is a holiday.)

72 Miyagawa Kozan Makuzu Ware Museum

☎045-534-6853 🏛️

This museum has permanent exhibits of Makuzuyaki, which is a kind of pottery that is unique to Yokohama. View extremely rare pottery created by Kozan Miyagawa, considered highly valuable both in Japan and abroad.

DATA ♡ Admission: Adults: ¥800; junior high school and high school students: ¥500; elementary school students and younger: free ♡ 10:00-16:00 ♡ Open only on Saturdays and Sundays (closed on year-end and New Year holidays and other days) ♡ 8-min. walk from Yokohama Station

73 SOGO YOKOHAMA / Sogo Museum of Art

☎045-465-2111 🏠 🏠 🏠

74 Yokohama More's

☎045-311-1471 🏠 📺 📶

75 TAKASHIMAYA YOKOHAMA STORE

☎045-311-5111 🏠 📺 📶

76 Don Quijote Yokohama Nishiguchi Store

☎045-317-3411 🏠

77 UNIQLO YODOBASHI YOKOHAMA

☎045-317-5061 🏠

78 Hakubi Kyoto Kimono School

☎0120-032-999 📺 📶

*For details, see p.11.



79 DMM VR THEATER

☎045-594-7611

A permanent holographic theater that brings together state-of-the-art technologies.

DATA ♡ Varies depending on the performance. ♡ 5-min. walk from the South-West Exit of Yokohama Station

80 Cycle Travelation

☎045-550-4993

Rent bicycles or join bicycle tours of Yokohama sightseeing spots.

DATA ♡ Half-day tour: ¥7,000; half-day bicycle rentals: from ¥1,500 ♡ 9:00-18:00 ♡ Mondays (except national holidays) ♡ 5-min. walk from Yokohama Station



Shinkansen boarding spot and gateway to the rest of Japan

Shin-Yokohama Station Area



Ramen variations from all over Japan are available

81 SHINYOKOHAMA RAUMEN MUSEUM

☎045-471-0503 📶 📶 📶

This museum is a recreation of a retro 1958 townspace. Outstanding ramen shops selected from throughout Japan are gathered here, and there are also exhibits covering regional variations of ramen.

DATA ▽ Adults ¥310; elementary school students ¥100; Over 60 ¥100 ▽ 11:00-22:00 (may be changed, depending on the day) × Open Everyday ▽ 5-min. walk from Shin-Yokohama Station

82 Nissan Stadium

☎045-477-5000 ☺

This is one of the largest stadiums in Japan, with seating for approximately 72,000 people. It drew attention as the venue for the 2002 World Cup finals. The stadium tour (paid tour), which lets you experience inside access and see rare displays from the World Cup, is highly recommended.

DATA ▽ 14-min. walk from Shin-Yokohama Station, 7-min. walk from Kozukue Station, or in front of the Nissan Stadium-mae bus stop when taking the bus #300



83 YOKOHAMA ARENA

☎045-474-4000 🏠

84 Shin Yokohama Prince Hotel

☎045-474-7777 📶 📶 📶

85 CUBICPLAZA Shin-yokohama

☎045-478-2722 📶 📶 📶

86 GEMS Shin-yokohama

📶 📶 📶



A verdant area where you can enjoy beautiful scenery year-round

Honmoku/Negishi Area



The three-storied pagoda is its symbol

90 Sankeien Garden

☎045-621-0634 📶 📶 📶

This Japanese-style garden was created by the wealthy businessman Sankei Hara. The harmony between its 17 historic buildings and the nature of the changing seasons is impressive.

DATA ▽ Adults (high school students and older): ¥700; children (elementary and junior high school): ¥200 ▽ 9:00-17:00 (entrance closes at 16:30) × Dec. 29-31 ▽ 10-min. walk from Honmoku bus stop when taking bus #58, #99, or #101 from Negishi Station, or 5-min. walk from Sankeien Iriguchi bus stop when taking bus #8 or #148 from Yokohama Station

87 Negishi Horse Racing Memorial Park/ Equine Museum of Japan

☎045-662-7581 🏠

The Equine Museum of Japan celebrates the origins of western horseracing in Yokohama and also holds events to interact with horses. It is adjacent to Negishi Forest Park. It is adjacent to Negishi Forest Park.

DATA ▽ Free admission to the park 9:30-17:00 Admission to the museum: Adults ¥100; elementary school, junior high school, and high school students ¥30 (subject to change for special exhibits) ▽ 10:00-16:30 (admission until 16:00) × Mondays (Open on holidays and substitute holidays) ▽ 1-min. walk from the Takinoue bus stop when taking the bus #21 from either Sakuragicho Station or Negishi Station

88 Yokohama Streetcar Museum

☎045-754-8505 🏠 ☺

This museum exhibits the streetcars that ran on Yokohama's streets for approximately 70 years, as well as model trains, photographs, and more.

DATA ▽ Adults and high school students: ¥300; children 3 years and older: ¥100 ▽ 9:30-17:00 (admission until 16:30) × Mondays (or next day if Monday is a holiday), year-end and New Year holidays ▽ In front of the Shiden-hozonkan-mae bus stop when taking the bus #21, #78, or #133 from Negishi Station

Get excited about retro streetcars

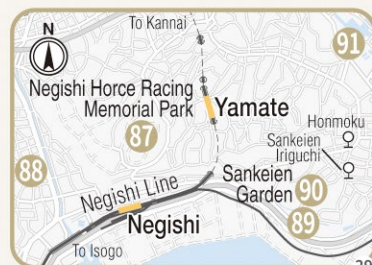


89 Honmoku Shimin Park

☎045-623-8747 🏠


A relaxation space adjacent to Sankeien Garden. It includes open lawns, tennis courts, a steam locomotive (D51) railway turntable, and the Shanghai-Yokohama Friendship Park (only viewable from the outside). There is a pottery center here.

DATA ▽ Admission free ▽ 2-min. walk from the Honmoku-shimin-koen-mae bus stop when taking the bus #54, #91, or #97 from Negishi Station



A picturesque area with attractions both new and old

Kanazawa-hakkei Area



92 Yokohama Hakkeijima Sea Paradise

☎045-788-8888 📶📶📶📶📶

This is a multi-complex leisure facility where visitors can enjoy four different types of aquariums and various attractions. The Sea Wildlife Show for which the atmosphere differs by day and night is also a must see. There are attractions, restaurants, shops, and a hotel that have an aquatic theme, and is fun for all ages day and night.

DATA ▼ Admission free (A one-day pass for the aquarium and attractions is ¥5,050. Other passes are available.)
 ▲ <<Aqua Museum>> Weekdays: 10:00-18:00 Weekends and holidays: 9:00-20:00 (may change according to the season or facility)
 ✕ Open every day ■ Just outside Hakkeijima Station



96 Kanagawa Prefectural Kanazawa-Bunko Museum

☎045-701-9069 🏛️

A museum focusing on the history of the Kamakura period with exhibitions of important national treasures and cultural property of Buddha statues and paintings, old books and documents, and so on.

DATA ▼ Adults: ¥250; under 20 and university students: ¥150; over 65 and high school students: ¥100 (special rate when special exhibits are being held)
 ▲ 9:00-16:30 (admission until 16:00)
 ✕ Mondays (or next day if Monday is a holiday), days after holidays, other temporary closings ■ 12-min. walk from Kanazawa-bunko Station



93 Kanazawa Zoological Gardens

☎045-783-9100 📶📶📶📶📶

A zoo filled with natural greenery, containing animals, such as koalas, elephants, giraffes, and rhinoceros, grouped according to continent. Among them are many rare species of herbivores not found in other zoos.



DATA ▼ Adults: ¥500; high school students: ¥300; elementary school and junior high school students: ¥200; children of preschool age: free (free admission for high school students and younger on Saturdays)
 ▲ 9:30-16:30 (admission until 16:00)
 ✕ Mondays (or next day if Monday is a holiday)
 ■ 6-min. walk from the Natsuyama Sakae bus stop when taking a bus bound for Nomura Jutaku Center from Kanazawa-bunko Station

94 Nojima Park



The park's observatory offers a view stretching from the Boso Peninsula to Mount Fuji. The park contains the former Kanazawa estate of Hirobumi Ito, as well as the only natural beach in Yokohama.

DATA ▼ Free admission ■ 5-min. walk from Nojima-koen Station

95 Mitsui Outlet Park Yokohama Bayside



* Closed for renovations
 Scheduled to be reopened in the spring of 2020 after reconstruction.



There is more waiting to be discovered in Yokohama

Suburban Area

《We are waiting to see you!》



97 Yokohama Zoological Gardens ZOORASIA

☎045-959-1000 📶📶📶📶📶

Rare animals like okapis live at Zoorasia and can be observed in their natural habitat in different climate zones. Enjoy a world tour of animals at Zoorasia, which is celebrating its 20th anniversary in 2019.

DATA ▼ Adults: ¥800; adolescents/high school students: ¥300; elementary and junior high school students: ¥200; children of preschool age: free; annual passport: ¥2,000 (18 years and over) ▲ 9:30-16:30 (admission until 16:00) ✕ Tuesdays (open on national holidays and closed the following day), Dec. 29-Jan. 1 * Sometimes open for special occasions ■ 15-minute ride to the last stop on buses to Yokohama Zoological Gardens from Tsurugamine Station, Mitsukyo Station, or Nakayama Station



98 Kirin Beer Yokohama factory

☎045-503-8250 📶📶📶📶📶

Observe the beer-making process firsthand. A restaurant located in the factory's lush gardens offers original brews not available anywhere else.

DATA ▼ Tours: free (reservation required) ▲ 10:00-16:00
 ✕ Mondays (or next day if Monday is a holiday)
 ■ 10-min. walk from Namanugi Station



99 Yokohama History Museum

☎045-912-7777 🏛️

The museum covers 30,000 years of Yokohama history. The facility is adjacent to the Otsuka/Saikachido Relics Park, which is a national historic site that contains recreations of Yayoi Period pit dwellings.

DATA ▼ Adults: ¥400; high school and university students: ¥200; elementary school and junior high school students: ¥100 (permanent exhibitions) ▲ 9:00-17:00 ✕ Mondays (or next day if Monday is a holiday), year-end and New Year holidays, temporary closings ■ 5-min. walk from Center Kita Station



100 Yokomizo House in Misono Park

☎045-574-1987 📶📶📶📶📶

This residence was built near the end of the Edo Period, but the Nagaya-mon gate, main building, granary and library have all been restored to their original states. Items on display show what life in agricultural communities during the period was like.

DATA ▼ Admission free ▲ 9:00-16:30 ✕ First and third Monday of the month (or next day if Monday is a holiday) ■ 6-min walk from the Shinmeisha-mae bus stop when taking the #3 Rinko bus from Tsurumi Station, or 5-min walk from the Omoteyato bus stop when taking the #104 city bus.



101 Daihonzan Sojiji Temple

☎045-581-6021 ㊦ ㊧ ㊨ ㊩

This is the head temple of the Soto school of Zen Buddhism. The Daisodo (Founders' Hall) is 1,000 tatami mats wide. There is also a treasure hall which includes statues of Buddha and ancient documents designated as important cultural properties.

DATA ▼ << "Tekiteikan" treasure hall >> Adults: ¥300; junior high school, high school, and university students: ¥200; elementary school students and younger: free ▶ Open on Weekends and holidays 10:00–16:00 ✕ Reservations required on Mondays, Tuesdays, and Wednesdays ▶ 7-min. walk from Tsurumi Station ▶ 10-min. walk from Keiyou Tsurumi Station

102 KODOMO-NO-KUNI (Children's Land)

☎045-961-2111 ㊦ ㊧ ㊨ ㊩

The approximately 100 hectares of sprawling greenery includes playground equipment, lakes and ranches. Activities such as cycling, swimming in summer and ice skating in winter can also be enjoyed.

DATA ▼ Adults: ¥600; elementary school and junior high school students: ¥200; children (over 3): ¥100 ▶ 9:30–16:30 (until 17:00 in July and August) ✕ Wednesdays (open when Wednesday is a holiday) ▶ 3-min. walk from Kodomo-no-kuni Station

103 Tokyo Strawberry Park

☎045-394-5555 ㊦ ㊧ ㊨ ㊩

A strawberry theme park, where you can pick strawberries year-round, and which also has a restaurant.

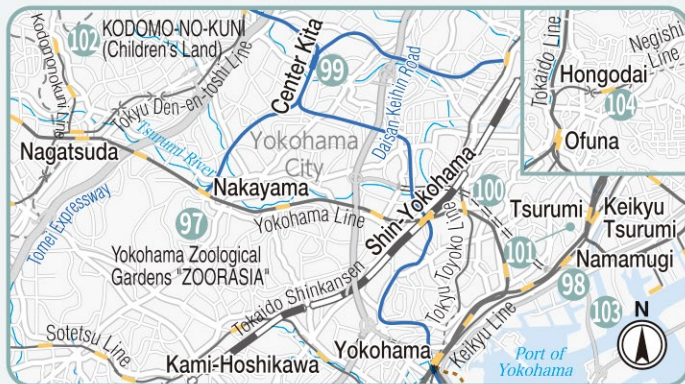
DATA ▶ Weekdays 11:00–16:00, Weekends and holidays 10:00–18:00 ▶ Near the Yokohama Karyoku Hatsudensho-mae stop on the bus to Yokohama Sato-no-Furusato from Tsurumi Sta. or Keiyou Tsurumi Sta.

104 Kanagawa Plaza for Global Citizenship (Earth Plaza)

☎045-896-2121 ㊦ ㊧ ㊨ ㊩

Various displays, events, interactive exhibits, and lectures with the theme of internationalism, multiculturalism, and peace, which anyone, young or old, can enjoy are held here. There are also videos, programs designed for children, and picture book readings.


DATA ▼ Adults: ¥400; high school and college students, and over 65: ¥200; elementary and middle school students: ¥100 ▶ 9:30–16:30 ✕ New Year's holiday season, and Mondays (excluding national holidays) ▶ 3-min. walk from Hongodai Station



This is the place to spend the night in Yokohama!



Eat and drink around Noge, deep in the downtown area



A five-minute walk from Sakuragicho with your back to Minato Mirai will take you to Noge where the strong atmosphere of Showa still remains with almost 800 unique restaurants and bars. In recent years, many restaurants and bars with young and female owners have been opening where even someone by themselves can casually enter. Why don't you enjoy bar-hopping around Noge where many locals gather?

Noge is also known as a street performance town. The town becomes crowded with performers and visitors during "Noge Daidoge!" that is held every spring.

URL

Noge Hondori Shopping Street <http://nogehondoorikai.com/>
Noge Restaurant Association <http://www.nogeinshoku.com/>
Cooperative of NOGE District Promotion (Noge-Tegata) <http://www.noge2.net/>



©YJP (Photographer: Crew Hiraoka)



©YJP (Photographer: Crew Tomo)

Jazz club cruising in Yokohama, the home of Jazz in Japan

Yokohama is said to be the hometown of Jazz in Japan. Top musicians gather from all over Japan at the Yokohama JAZZ Promenade held every autumn, and the event attracts more than about 150,000 visitors. In "Jazz Town Yokohama," there are many jazz clubs that have jazz concerts regularly. Motion Blue Yokohama at the Yokohama Red Brick Warehouse holds a concert every night featuring popular artists from Japan and other countries. Moreover, there are many jazz clubs in Kannai, the Yamashita Park area, and the Sakuragicho and Noge areas. Why don't you visit a jazz club to make special Yokohama memories?

URL

Yokohama Jazz Promenade <http://jazzpro.jp>
Motion Blue Yokohama <http://www.motionblue.co.jp>

For locations in the Noge area, see p.19.

The latest information about Yokohama is on the Web and SNS!

This is the official website for Yokohama tourism information!

<http://www.yokohamajapan.com>

Find seasonal information and spots recommended by locals!**Facebook**

/DISCOVERYOKOHAMA.JAPAN

Check out the latest word-of-mouth about Yokohama from the largest travel review site in the world!

Yokohama TripAdvisor Search

Post reviews about your favorite spots!

Tourist Information Center

Come to the Tourist Information Center once you arrive in Yokohama! You can get event and tourist information as well as various tourist spot maps and pamphlets including the Yokohama Visitors' Guide. English speaking staff are also available.

>> Tourist Information Center Location



Yokohama Station Tourist Information Center

Yokohama Station Central Street
☎045-441-7300

Sakuragicho Station Tourist Information Center

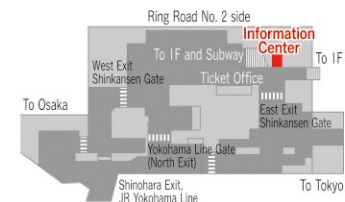
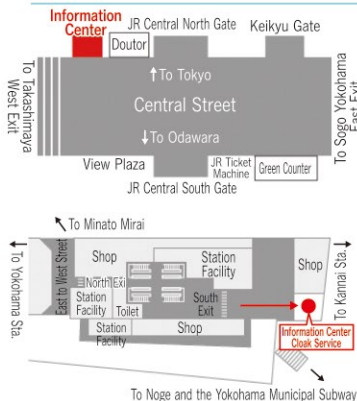
In front of the South Ticket Gate at JR Sakuragicho Station
☎045-211-0111

Baggage Check Minato Burari
Souvenir and Baggage Delivery Ticket Sales

Shin-Yokohama Station Tourist Information Center

JR Shin-Yokohama Station 2F
Traffic Plaza
☎045-473-2895

Baggage Check Minato Burari
Souvenir and Baggage Delivery Ticket Sales



Hands-free Tourism

Sakuragicho Station and Shin-Yokohama Tourist Information Centers offer a Hands-free Tourism (temporary cloakroom and delivery) service. Hands-free Tourism is a service that allows you to leave your bags temporarily at airports, stations, shopping malls, and other places and/or have them delivered to airports, stations, hotels, and other locations so that foreign visitors don't have to carry large bags around train stations and the city. The service is promoted and supported by the Ministry of Land, Infrastructure, Transport and Tourism.

"Hands-free Tourism" Logo



>> Same day delivery from Sakuragicho Station and Shin-Yokohama Station Tourist Information Centers

Deadlines and Delivery Times

Bags that were accepted before 10:00 will be delivered by 21:00

Deliverable areas


Ibaraki Pref. Tochigi Pref. Gunma Pref. Saitama Pref. Chiba Pref. Tokyo Met. Kanagawa Pref. Yamanashi Pref.

Yokohama Travel Info Spots

Yokohama Travel Info Spots give you simple tourist information and guidance, and distribute tourism materials such as the Yokohama Visitors Guide. The logo is a pink "i".

Yokohama Travel Info Spot Member Facilities

Tourism facilities, art institutions, museums, and cultural facilities, hotels, commercial facilities, convenience stores, information centers (including centers outside Yokohama City), traffic organizations, and other facilities.



>> Yokohama Travel Info Spot Category A Facilities

※Category A Facilities offer the same quality of services as tourist information centers.



Information Counter, IF, Takashimaya Yokohama Store

☎045-311-5111

IF, Takashimaya Yokohama Store,
1-6-31, Minamisaikai, Nishi-ku,
Yokohama, 220-8601

🕒 10:00-20:00

⊗ Closed only on New Year's Day



Concierge Counter, B2F, Sogo Yokohama Store

☎045-465-2111

B2F, Sogo Yokohama, 2-18-1, Takashima,
Nishi-ku, Yokohama, 220-8510

🕒 10:00-20:00

⊗ open every day



ChinaTown80

☎045-681-6022

IF, Yokohama Dear Tower, 80 Yamashita-cho,
Naka-ku, Yokohama, 231-0023

🕒 Monday to Thursday, Sundays 10:00-21:00/Fridays and Saturdays 10:00-22:00
(Regardless of the day before holidays 10:00-22:00)



Yokohama City Air Terminal Bus Ticket Counter

☎045-459-4800 (8:00-19:00)

IF Sky Building, 2-19-12 Takashima,
Nishi-Ku, Yokohama, 220-0011

🕒 5:00-19:30

⊗ open every day

Supported Languages JPN Japanese ENG English ZHO Chinese UIG Uyghur UZB Uzbek

Why don't you get Yokohama goods at Yokohama 001 to remember your trip and as souvenirs of Yokohama?

Yokohama goods "Yokohama 001" values the vitality of progress and the drive of manufacturing spirit since the opening of the country and aims to become a unique local brand from Yokohama. Yokohama 001 has an audit to approve quality products every two years.



These are the recommended products for 2018 and 2019!



**Iwai's Sesame Oil
Yokohama Pure Black Sesame oil**

Established in 1857, Iwai has been producing pure black sesame oil by using the first squeeze of strongly roasted quality black sesame.

¥800 for 140g



**AQUILA VOLANS
Yokohama Umakara Oil**

All-purpose cooking oil used by the restaurant AQUILA VOLANS in Kannai. The balance of juiciness, spiciness, and aroma arouse one's appetite.

¥720 for 120g



**Ariake
Yokohama Harbor Double Marron**

Thin and soft castella gently wrapped around chopped chestnuts and chestnut jam for a moist texture and delicate chestnut taste.

¥165 each

¥2,640 for a box of 16



**Marca
Yokohama Beverage Coasters**

Cloth beverage coasters that utilize traditional printing techniques to print ukiyo-e of when the port opened.

¥300 each

*Price does not include tax

Where you can purchase Yokohama goods "Yokohama 001"

Yokohama Station Area

7F Takashimaya Yokohama Store

1-6-31 Minamisaikai, Nishi-ku
☎045-311-5111

YCAT Shop (1F Sky Building)

2-19-12 Takashima, Nishi-ku
☎045-459-4848

Yamashita Park Area

Happy Lawson Yamashita Park Shop

279 Yamashita-cho, Naka-ku,
Yamashita Park Rest
☎045-663-8139

**Marine Tower 2F Shop
(2F Yokohama Marine Tower)**

15 Yamashita-cho, Naka-ku
☎045-640-0710

Chinatown Area

Yokohama Daiseikai

97 Yamashita-cho, Naka-ku
☎045-681-5610

Yokohama Hakurankan

145 Yamashita-cho, Naka-ku
☎045-640-0081

Minato Mirai 21 Area

**Yokohama Memories
(5F Yokohama Landmark Plaza)**

2-2-1-2 Minatomirai, Nishi-ku
☎045-222-5360

**Goodies Yokohama
(1F Yokohama World Porters)**

2-2-1 Shinko, Naka-ku
☎045-222-2175



NYK Hikawamaru

Yamashita Park Waterfront, Yamashita-cho,
Naka-ku, Yokohama 231-0023
Tel. 045-641-4362 / Fax. 045-641-4366
<https://hikawamaru.nyk.com/>

Tangible Cultural Property designated
by the City of Yokohama

日本郵船氷川丸
NYK HIKAWAMARU



First-class dining saloon

You can catch a glimpse of the glamorous passenger liner culture in the early Showa era (ca. 1930s), including first-class passenger's meals and services.



First-class social hall

Used for holding social events such as dances, this hall with elegant art deco interior was more a social area for ladies.



Wheelhouse

Deck officers were on watch duty 24 hours a day to pilot the ship to ensure safe navigation.



Engine room

The original engines, which were state of the art when the ship was completed, are preserved as they were at the time it was built. They are a valuable industrial heritage.

NYK Hikawamaru Visitor Information

[Open]

10:00-17:00 (Doors close at 16:30)

[Closed]

Mondays (except for national holidays, in which case the ship will be open on the holiday and closed on the following workday). The ship may be temporarily closed under special circumstances.

[Admission fee]

adults: ¥300 / senior citizens (65 and older): ¥200 / elementary school, junior high school, and senior high school students: ¥100 / Disability certificate holders and visitors with a certified diagnosis of intractable disease (including one caregiver): Free

*A combination admission ticket to both the NYK Hikawamaru and NYK Maritime Museum is also available.

adults: ¥500 / senior citizens (65 and older), junior high and senior high school students: ¥300

[Access]

By Minato Mirai Line: 3 minute walk from Exit 4 of
Motomachi-Chukagai Station in front of Yamashita Park

Mitsubishi Minatomirai Industrial Museum

Exhibits with cutting-edge technology



Techno-kun

Chance to touch and experience



Interactive museum!



3-3-1 Minatomirai, Nishi-ku, Yokohama
Mitsubishijuko Yokohama Building
TEL.045-200-7351 <https://www.mhi.com/minatomirai/en/>
3-minute walk from Minatomirai Station on the Minatomirai Line
8-minute walk from Sakuragicho Station
on the JR Negishi Line or Yokohama Subway Line



Scan for website



MOVE THE WORLD FORWARD

MITSUBISHI
HEAVY
INDUSTRIES
GROUP



Yokohama F-Marineros

NISSAN STADIUM

<https://www.f-marinos.com>



Fixtures



Online Ticket Service